




Stormor Shelving is the solution to the requirements of office or departmental storage, storerooms, stockrooms, maintenance stores and industry in general.



- Versatile clip together shelving system
- 3 interchangeable frame types to match your specific needs
- Slim profile shelves and frames give a neat, co-ordinated appearance
- Shelves and storage accessories are common to all frame styles
- Clip-in fitting of accessories allows changes to be easily made

DATA SHEET

STORMOR SHELVING

Versatile Steel Shelving



STORMOR Shelving

BioCote Protection

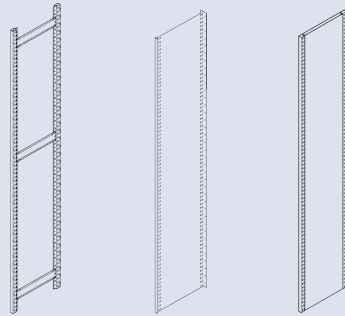


Stormor Euro shelving specified with Stormor Grey finish is BioCote protected. BioCote is a proven, patent-protected paint additive which inhibits the growth of potentially lethal bacteria and fungi. This reduces the risk of cross-contamination from surfaces with high contact frequency.

The anti-microbial agent provided by BioCote remains constant on the surface, interrupting the cells' ability to function, grow and reproduce. It has been shown to inhibit the growth of organisms such as E.coli and MRSA, thus forming an effective part of good hygiene practice.

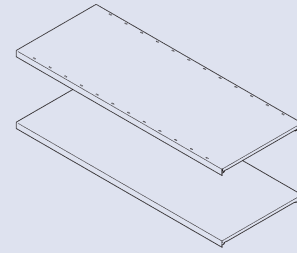
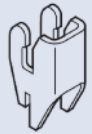
BioCote does not deteriorate and therefore remains effective for the standard life of the painted surface.

Stormor Shelving primary components



Mono Open Frame **Solo Closed Frame** **Duo Double Skin Frame**

Locking clip - 4 required per shelf



Shelves have slot piercings to accept dividers. (Unpierced shelves are also available).


Frame height range, mm	from 950 - 3500
Frame depths, mm	200/225/250/270/300/320/350 370/400/450/500/600

Shelf widths, mm (nominal)	900/1000/1100/1250
Shelf depths, mm (nominal)	300/320/350/370/400/450/500/600
2 Shelf types: Open in Standard and Heavy duties	

Accessories

Stormor Shelving benefits from having accessories which are fully interchangeable - whatever the frame style.

- 1. Mesh Cladding** - Can be fitted to open frames and as rear cladding for all frame types. Retains visibility and ventilation for items stored
- 2. Open Section Shelf** - 25mm section shelf with a formed open flange which allows lateral files to be hung underneath the shelf. Fits all frames plus Euro Shelving frames.
- 3. Box Section Shelf** - 25mm box section shelf with formed flange on the front and back for greater load bearing strength. Fits all frames including Euro Shelving.
- 4. Document Divider** - Slim profile 'clip-in' divider designed specifically to be used with document storage ensuring minimal wasted space on the shelf.
- 5. General Purpose Divider** - Used to divide shelves horizontally into smaller storage compartments. The 'clip-in' divider is easily re-positioned as required front edge.
- 6. Under-shelf Divider** - Divider simply clips in under the shelf to support books, files etc. Divider can be repositioned as required. Used with open shelves only.
- 7. Part Height Divider** - 150mm high divider which slots into either the top or bottom of a shelf to provide storage compartments or support for files or taller material.
- 8. Back Stop** - Zinc plated rod which fits across the rear of bays to prevent items falling off the back of a shelf or to segregate a joining shelves.
- 9. Pull-out Drawer** - Fitted onto telescopic slides the pull-out drawer is available in 3 standard heights. Ideal for the storage of CD's, media and other small items within a shelving bay.
- 10. Pull-out Filing Cradle** - Can accommodate A4 and foolscap top loaded suspension files. Cradle slides on telescopic slides.



- 11. Pull-out Reference Shelf** - Slides out from the bay on telescopic slides. Provides a flat and stable work surface within a storage bay. Fits all frame types.
- 12. Floor Plinth** - Floor plinths prevent dust and debris collecting under the shelving. Simply clips to the underside of the shelf to create a smooth overall finish of the front face.
- 13. Half Height Door** - Hinged door 1100mm high. Creates secure storage cupboard with shelving. Doors are stiffened to the full height and have 3-point locking, recessed handle and safety key.
- 14. Full Height Door** - Hinged doors transform shelving into a lockable storage cupboard. Doors are stiffened to the full height and have 3-point locking, recessed handle and safety key.

- 15. Tambour Door** - Roller shutter doors for security and dust protection of items stored. Open door does not protrude into the aisle making tambours ideal for lockable storage in limited space.
- 16. Plastic Drawers** - Ideal for the storage of small items. Available in 3 sizes, the drawers tilt on integrated back-stops to allow easy viewing and access. Drawers can be sub-divided.
- 17. Bin Fronts** - Prevents items falling off the front of shelves and when used with shelf dividers form enclosed compartments or 'bins'.
- 18. Garment Hanging** - System of rails and brackets which fit within bay widths to allow the hanging of garments. Rails can be re-positioned as required.

Guide to colour finishes

Check delivery lead time for other colours. These swatches should be used only as an approximate guide to the actual painted colours.

Frame bracing, cladding, shelf and accessory colour

Stormor Grey*
RAL 7035

*BioCote Protected

Standard (SpeedRange) Upright Colours

- Stormor Grey* RAL 7035
- Suave Blue BS 5252 20 E56
- Graphite Grey BS 5252 18 A14

Standard Upright Colours

- Traffic Red RAL 3020
- Moss Green RAL 6005
- Marine Blue RAL 5001



Storage Bitz

Unit 55, Park House, Jervis Crescent
Sutton Coldfield, West Midlands, B74 4PN
T: 0121 337 0304 E: sales@storagebitz.com
www.storagebitz.com